



GOVERNMENT COLLEGE LAWAN  
SUBJECT- ZOOLOGY

SESSION	BSc I			BSc II			BSc III		
	TOTAL STUDENT	PASS	PERCENT	TOTAL STUDENT	PASS	PERCENT	TOTAL STUDENT	PASS	PERCENT
2016-17	58	33	56.90	25	24	96.00	33	33	100.00
2017-18	49	43	87.76	58	53	91.38	51	51	100.00
2018-19	63	43	68.25	61	55	90.16	41	41	100.00
2019-20	69	67	97.10	47	46	97.87	51	51	100.00
2020-21	Awaited			Awaited			60	60	100.00

  
AJAY MISHRA  
ASSISTANT PROFESSOR  
( ZOOLOGY )

M.A. HINDI RESULT ANALYSIS

SESSION	CLASS	M.A.HINDI I/III SEM.			CLASS	M.A.HINDI II/IV SEM.		
		TOTAL	PASS	PARCENT		TOTAL	PASS	PARCENT
2016-17	I SEM.	6	6	100	II SEM.	6	6	100
	III SEM.	6	6	100	IV SEM.	6	6	100
2017-18	I SEM.	4	4	100	II SEM.	4	4	100
	III SEM.	6	6	100	IV SEM.	6	6	100
2018-19	I SEM.	5	5	100	II SEM.	5	4	80
	III SEM.	11	11	100	IV SEM.	11	11	100
2020-21	I SEM.	19	19	100	II SEM.	19	19	100
	III SEM.	AWAITED			IV SEM.	AWAITED		

Dr. Smita Jainwal  


15-11-2021

# GOVT COLLEGE LAWAN

## SUB- PHYSICS

SESSION	B.Sc. 1			B.Sc. 2			B.Sc. 3		
	App	Pass	Percent	App	Pass	Percent	App	Pass	Percent
2016-17	8	4	50						
2017-18	30	16	53.33	2	2	100			
2018-19	37	24	64.86	17	16	94.11	3	1	33.33
2019-20	33	33	100	12	10	83.33	15	15	100
2020-21							14	14	100

Kamal


Mr KAMAL NARAYAN  
(Guest Lecturer)  
Sub- Physics

**GOVT COLLEGE LAWAN**  
**SUB- ENGLISH**

SESSION	BA 1			BA 2			BA 3			B.Sc 1			B.Sc 2			B.Sc 3		
	App	Pass	Percent	App	Pass	Percent	App	Pass	Percent	App	Pass	Percent	App	Pass	Percent	App	Pass	Percent
2016-17	84	59	70.23	28	28	100	17	17	100	65	52	80	33	33	100	33	32	96.96
2017-18	92	83	90.21	45	17	37.77	54	29	53.7	90	72	80	50	50	100	31	31	100
2018-19	105	48	45.71	92	90	97.82	48	47	97.91	100	56	56	78	78	100	44	43	97.72
2019-20	98	96	97.95	74	65	87.83	99	81	81.81	104	100	96.15	60	58	96.66	66	66	100
2020-21							74	74	100							74	73	98.64

**GOVT COLLEGE LAWAN**  
**SUB- ENGLISH**

SESSION	B.COM 1			B.COM 2			B.COM 3		
	App	Pass	Percent	App	Pass	Percent	App	Pass	Percent
2016-17	17	12	70.58	0	0	0	5	3	60
2017-18	16	13	81.25	6	5	83.33	0	0	0
2018-19	11	8	72.72	2	1	50	5	5	100
2019-20	24	22	91.66	8	7	87.5	4	4	100
2020-21				23	23	100	12	12	100

  
 Mr. Kunjal Ram Marar  
 (Guest Lecturer)  
 Sub- English

### SUBJECT - GEOGRAPHY

SESSION	B.A.I			B.A.II			B.A.III		
	TOTAL STUDENT	PASS	PERCENT	TOTAL STUDENT	PASS	PERCENT	TOTAL STUDENT	PASS	PERCENT
2016-17	77	74	96%	37	37	100%	13	13	100%
2017-18	89	84	94.38%	40	39	97.50%	51	50	98%
2018-19	94	63	67%	90	90	100%	39	39	100%
2019-20	83	81	97.60%	54	54	100%	98	97	99%
2020-21	53	52					53	52	98%

*K. Patel*

संतोष कुमार पटेल  
भूगोल विभाग

Government College Laxman  
Result Analysis


Subject	B.A I year				B.A II year				B.A III year			
	Totals	Pass	Fail	Percent	Totals	Pass	Fail	Percent	Totals	Pass	Fail	Percent
Hindi Lit 2016-17	47	19	28	40.42%	27	22	05	81.48%	15	14	01	93.33%
F.C Hindi												
2017-18 Hindi Lit	79	78	01	98.73	39	38	01	97.43	53	53	Nil	100%
F.C Hindi	92	87	05	94.56	45	45	Nil	100	54	49	05	90.74
2018-19 Hindi Lit	52	18	34	34.61	82	75	07	91.46	39	39	Nil	100
F.C Hindi	105	43	62	40.95	92	92	Nil	100	48	48	Nil	100
2019-20 Hindi Lit	44	35	09	79.54	40	35	05	87.5%	94	86	08	91.48
F.C Hindi	98	81	17	82.65	74	65	09	87.83	99	90	09	90.90

*D. Meena*  
Hindi Lit.

GOVERNMENT COLLEGE LAWAN  
DEPARTMENT : SOCIOLOGY

RESULT ANALYSIS

YEAR	B.A. PART ONE		B.A. PART TWO		B.A. PART THREE		PASS PERCENTAGE PER YEAR
	PASS	APPEARED	PASS	APPEARED	PASS	APPEARED	
2018-19	3	11	0	0	0	0	27.27
2019-20	19	28	21	21	0	0	81.63
2020-21	RESULT AWAITED	41	RESULT AWAITED	32	22	22	#VALUE!

  
BALRAM SAHU

GUEST LECTURER ( SOCIOLOGY)

GOVT COLLEGE LAWAN  
RESULT ANALYSIS  
SUBJECT - MATHEMATICS

SESSION	CLASS	APPEARED	PASS	PERCENTAGE
2017-18	B.Sc.I	29	22	75.86
	B.Sc.II	2	2	100
	B.Sc.III			
2018-19	B.Sc.I	37	11	29.72
	B.Sc.II	17	17	100
	B.Sc.III	3	3	100
2019-20	B.Sc.I	33	33	100
	B.Sc.II	12	12	100
	B.Sc.III	15	15	100
2020-21	B.Sc.I	AWAITED	AWAITED	
	B.Sc.II	AWAITED	AWAITED	
	B.Sc.III	14	14	100

Okhute

LILA PRASAD

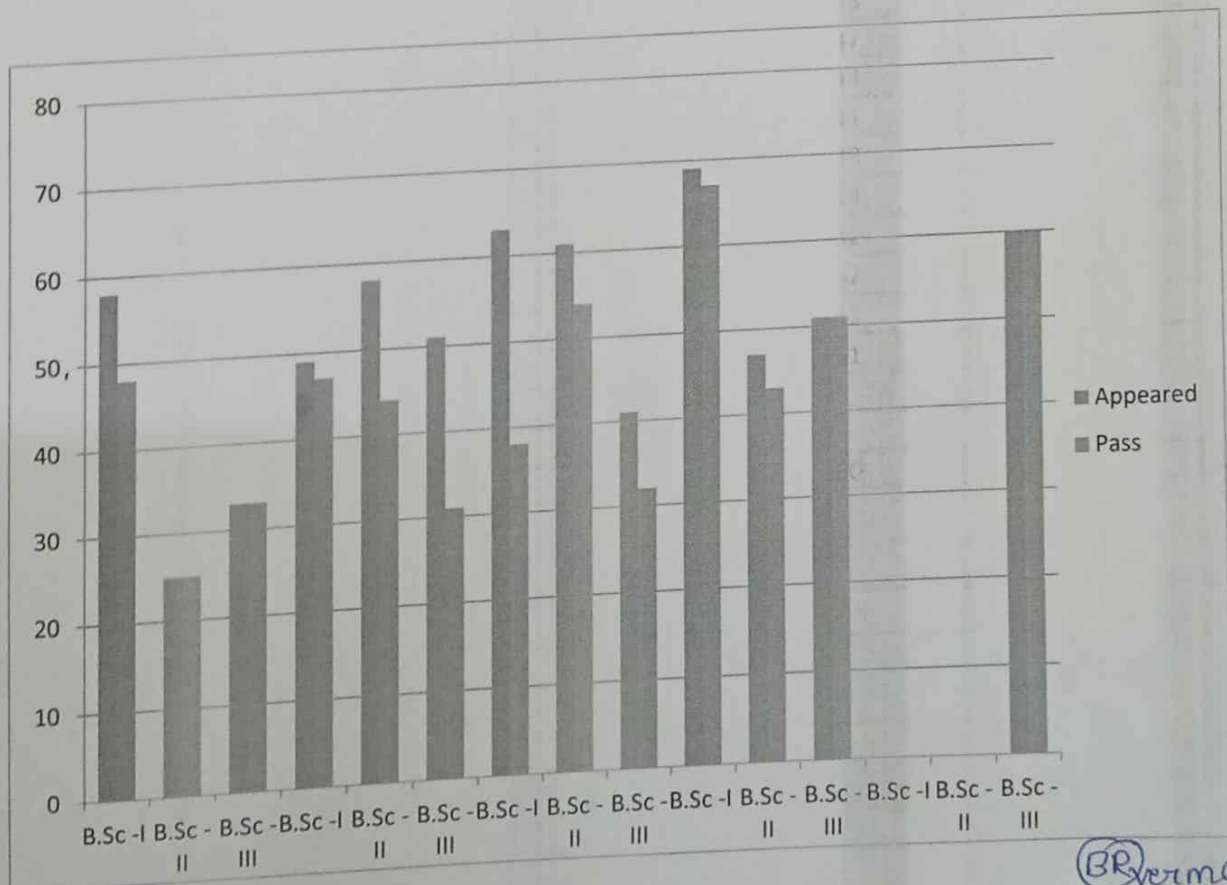
Guest lecturer (math.)




## GOVT. COLLEGE LAWAN (DEPARTMENT OF BOTANY)

### Result Analysis

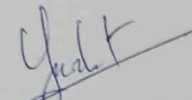
YEAR	CLASS	APPEARED	PASS	PERCENT
2016-2017	B.Sc -I	58	48	82.76
	B.Sc -II	25	25	100.00
	B.Sc -III	33	33	100.00
2017-18	B.Sc -I	49	47	95.92
	B.Sc -II	58	44	75.86
	B.Sc -III	51	31	60.78
2018-19	B.Sc -I	63	38	60.32
	B.Sc -II	61	54	88.52
	B.Sc -III	41	32	78.05
2019-20	B.Sc -I	69	67	97.10
	B.Sc -II	47	43	91.49
	B.Sc -III	51	51	100.00
2020-21	B.Sc -I	Awaited		
	B.Sc -II	Awaited		
	B.Sc -III	60	60	100.00




  
 Bhudaram Verma  
 Guest Lect. Botany

**SUBJECT-COMMERCE**

SESSION	B.Com. I			B.Com.II			B.Com. III		
	TOTAL STUDENT	PASS	PERCENT	TOTAL STUDENT	PASS	PERCENT	TOTAL STUDENT	PASS	PERCENT
2015-16	15	2	13.33	6	3	50.00	2	0	0.00
2016-17	17	5	29.41	2	0	0.00	5	1	20.00
2017-18	16	1	6.25	6	1	16.67	0	0	0.00
2018-19	11	8	72.73	2	0	0.00	5	2	40.00
2019-20	24	21	87.50	8	7	87.50	4	3	75.00

  
 Dr. Gashwant Yadav  
 Guest lecturer  
 Commerce

  
 S. Madania  
 Guest lect -  
 Commerce

GOVT.COLLEGE LAWAN  
SUBJECT - HISTORY

SESSION	B.A.I			B.A.II			B.A.III		
	TOTAL STUDENT	PASS	PERCENT	TOTAL STUDENT	PASS	PERCENT	TOTAL STUDENT	PASS	PERCENT
2016-17	-	-	-	-	-	-	-	-	-
2017-18	-	-	-	-	-	-	-	-	-
2018-19	5	5	100	-	-	-	-	-	-
2019-20	30	30	100	3	3	100	-	-	-
2020-21	-	-	-	-	-	-	3	3	100

Rishabh  
राजकुमारी साहू  
अतिथि व्याख्याता इतिहास

# SUBJECT- CHEMISTRY

## RESULT ANALYSIS

YEAR	B.Sc-I		B.Sc-II		B.Sc-III	
	APPEARED	PASS	APPEARED	PASS	APPEARED	PASS
2016-2017	65	46	25	24	33	23
2017-2018	90	58	50	46	31	30
2018-2019	100	75	78	53	44	42
2019-2020	104	97	60	58	66	44
2020-2021	Awaited		Awaited		74	74

Phy

Rakesh Kumar Dahiya  
Chemistry Guest Lect.

GOVT. COLLEGE LAWAN

DEPARTMENT OF CHEMISTRY

M.Sc.-CHEMISTRY

RESULT ANALYSIS


YEAR	M.Sc.FINAL		
	APPEARED	PASS	RESULT %
2019-20	14	11	78.57%
2020-21	24	22	91.66%



Y.R. Mahilane  
Asst. Professor

GOVT.COLLEGE LAWAN  
SUBJECT - ECONOMICS

SESSION	B.A.I			B.A.II			B.A.III		
	TOTAL STUDENT	PASS	PERCENT	TOTAL STUDENT	PASS	PERCENT	TOTAL STUDENT	PASS	PERCENT
2016-17	29	23	79.31	8	7	87.5	5	5	100
2017-18	26	23	88.48	13	13	100	10	9	90
2018-19	38	12	31.57	22	15	68.18	19	19	100
2019-20	23	22	95.65	37	36	97.29	16	16	100
2020-21	-	-	-	-	-	-	33	33	100

  
RAM KUMAR KHANDEKAR  
ASSTT.PROFESSOR (ECONOMICS)

GOVT.COLLEGE LAWAN  
SUBJECT - POLITICAL SCIENCE

SESSION	B.A.I			B.A.II			B.A.III		
	TOTAL STUDENT	PASS	PERCENT	TOTAL STUDENT	PASS	PERCENT	TOTAL STUDENT	PASS	PERCENT
2016-17	75	72	96	22	20	90.9	16	16	100
2017-18	79	55	69.62	41	40	97.56	51	42	82.35
2018-19	87	82	94.25	79	79	100	42	42	100
2019-20	83	82	98.79	64	64	100	88	88	100
2020-21							68	68	100

Signature:

कुलशान वरमा  
अतिथि व्याख्याता  
राजनीतिविद्यालय

**GOVT. COLLEGE LAWAN**  
**SUBJECT - POLITICAL SCIENCE**

SESSION	I - SEMESTER			II - SEMESTER		
	TOTAL STUDENT	PASS	PERCENT	TOTAL STUDENT	PASS	PERCENT
2016-17	<del>          </del>	<del>          </del>	<del>          </del>	<del>          </del>	<del>          </del>	<del>          </del>
2017-18	<del>          </del>	<del>          </del>	<del>          </del>	<del>          </del>	<del>          </del>	<del>          </del>
2018-19	4	4	100	4	4	100
2019-20	22	22	100	18	18	100
2020-21	30	30	100			

SESSION	III - SEMESTER			IV - SEMESTER		
	TOTAL STUDENT	PASS	PERCENT	TOTAL STUDENT	PASS	PERCENT
2016-17	<del>          </del>	<del>          </del>	<del>          </del>	<del>          </del>	<del>          </del>	<del>          </del>
2017-18	<del>          </del>	<del>          </del>	<del>          </del>	<del>          </del>	<del>          </del>	<del>          </del>
2018-19	<del>          </del>	<del>          </del>	<del>          </del>	<del>          </del>	<del>          </del>	<del>          </del>
2019-20	4	4	100	4	4	100
2020-21	14	13	92.85			



**विभागाध्यक्ष**  
शासकीय महाविद्यालय, लवन  
जि. बलौदाखला - अलाहाबाद (उ.प्र.)

Gulshan.  
अतिथि व्याख्याता  
राजनीति विभाग